

**Voter Behavior Survey
Voter Participation Center**
A survey of 1,133 registered voters among unmarried women under age 55 and women of color
AZ, FL, GA, NC, MI, MN, NV, PA, WI, CO, IA, ME, NH, and NM
August 2020

	TOTAL	10 - VERY MOTIVATED
Weighted N=	1133	656
Unweighted N=	1133	655

Q1. Please indicate your gender. [TERMINATE IF NOT PUNCH 2]

Man	0	0
Woman	100	100
Non-binary	0	0
Prefer not to answer	0	0
Woman of color	61	62
Unmarried & under 55	66	60
Both women of color & unmarried & under 55	27	22
Only a woman of color	34	40
Only unmarried & under 55	39	38

Q2. What is your age?

Age

18-29 years	34	26
30-39 years	19	18
40-49 years	19	21
50-64 years	20	24
65 and older	8	11
18-24 years	18	14
25-29 years	16	12
30-34 years	10	8
35-39 years	9	9
40-44 years	9	10
45-49 years	10	11
50-54 years	11	12
55-59 years	6	7
60-64 years	4	5
65-69 years	5	6
70-74 years	3	4
75 and older	1	1
(Don't know /Refused).....	0	0

	TOTAL	10 - VERY MOTIVATED
Weighted N=	1133	656
Unweighted N=	1133	655

**Q3. In which state do you live? [PULLDOWN LIST]
[TERMINATE IF NOT AZ, FL, GA, NC, MI, MN, NV, PA, WI, CO, IA, ME, NH, and NM]**

Region

Northeast.....	15	15
Midwest.....	21	23
South.....	47	45
West.....	17	17

Q4. Are you married, unmarried with a partner, single, separated, divorced, or widowed?

Married.....	23	25
Unmarried with Partner.....	18	18
Single.....	40	36
Separated.....	4	4
Divorced.....	10	13
Widowed.....	4	5
Prefer not to answer.....	1	0

Q5. Just to make sure we have a representative sample, please choose one or more of these racial or ethnic groups that you identify with. [RANDOMIZE CHOICES] [TERMINATE IF (Q2 >54, Q5= ONLY 1,7) or (Q4 = 1, AND Q5= ONLY 1,7)]

Select all that apply

White or Caucasian.....	39	38
Black or African American.....	34	34
Latino/Latina or Hispanic.....	21	22
Asian American or Pacific Islander.....	4	4
Native American.....	4	4
Middle Eastern.....	1	1
None of these/Other.....	2	2

Q6. Are you registered to vote at your current address? [TERMINATE IF ANSWER=2,3]

Yes.....	100	100
No.....	[TERMINATE]	
Not sure.....	[TERMINATE]	

	TOTAL	10 - VERY MOTIVATED
Weighted N=	1133	656
Unweighted N=	1133	655

Q7. What is the last year of schooling that you have completed?

High School Graduate or less	25	20
Post-HS	45	47
College graduate or post-grad	30	33
1st -11th Grade	3	2
High School Graduate	22	18
Vocational or technical school.....	4	5
Some college but no degree	25	26
Associate degree	16	17
4-year college graduate or bachelor’s degree	20	22
Graduate School or advanced degree	9	11
(Refused).....	0	0

Q8. How likely are you to vote in the November election for President, U.S. Senate and Congress, State Senate and State House, and other offices? Are you almost certain to vote, will you probably vote, are the chances about 50-50, or are you probably not going to vote?

Almost Certain.....	75	96
Probably	11	3
50 - 50	10	2
Probably not	2	0
Not sure.....	2	0

Q9. Some people feel very motivated to vote in the November general election for President, U.S. Congress, and other offices, while others don't feel motivated at all. How about you – using a scale from ZERO to TEN, please tell me how motivated you are to vote in the November election. TEN means you are VERY motivated to vote, and ZERO means you are NOT AT ALL motivated to vote. You can use any number in between.

Mean	8.6	10.0
10 – Very motivated	58	100
8 - 9	16	0
6 - 7	8	0
5	5	0
1 - 4	4	0
0 – Not at all motivated	3	0
Not sure.....	7	0
6 - 10 – Motivated	82	100
5 /NS	12	0
0 - 4 – Not motivated.....	7	0

	TOTAL	10 - VERY MOTIVATED
Weighted N=	1133	656
Unweighted N=	1133	655

Q10. Which of the following comes closer to your opinion, even if neither is exactly right? **[RANDOMIZE]**

Voting is the most important thing we can do as citizens to make our voices heard and the most effective way to create change in our communities	56	60
Voting is just one tool we can use to make change in our communities, but must be accompanied by protesting, petitioning, contacting elected leaders, and getting involved locally.....	38	38
Not sure.....	6	1

Q11. Regardless of how motivated you feel to vote in November, what is the most important reason to you personally to vote in the upcoming election? **[RANDOMIZE]**

To change politics and the direction of the country	22	26
To elect people who will do a good job	18	18
To vote bad people out of office.....	15	17
To stand up for the issues I care about.....	13	12
To make my voice heard.....	11	11
To do my civic duty	8	7
To change politics and the direction of my state.....	4	4
To make a difference for my family.....	3	3
To feel like part of a community	2	1
Not sure.....	4	1

	TOTAL	10 - VERY MOTIVATED
Weighted N=	1133	656
Unweighted N=	1133	655

Q12. Here is a list some people, groups, and things. For each, please indicate whether you have a very favorable, somewhat favorable, somewhat unfavorable, or very unfavorable impression of that person, group, or idea

[RANDOMIZE LIST]

Sorted by “Very favorable”

12q.Barack Obama	55	62
12r.Michelle Obama	54	62
12t.The U.S. Postal Service	51	58
12l.The Black Lives Matter Movement	46	51
12o.Early voting in person.....	43	52
A12m.Vote-by-mail.....	40	48
B12n.Vote-by-absentee	38	45
12i.The #MeToo Movement	36	43
12g.Democrats in Congress.....	36	44
12b.Joe Biden	32	40
12c.Kamala Harris.....	30	38
12p.Bernie Sanders	30	34
12e.Nancy Pelosi	23	31
12d.Alexandria Ocasio-Cortez	19	26
12a.Donald Trump	16	20
A12j.Defund the police	15	17
B12k.Abolish the police	11	12
12h.Republicans in Congress	11	15
12s.The Green Party	8	9
12f.Mitch McConnell.....	4	4

	TOTAL	10 - VERY MOTIVATED
Weighted N=	1133	656
Unweighted N=	1133	655

a. Donald Trump

Very Favorable	16	20
Somewhat Favorable	11	8
Somewhat Unfavorable	8	4
Very Unfavorable	55	63
No Opinion	7	3
Never Heard	2	1
Favorable	28	28
Unfavorable	64	67

b. Joe Biden

Very Favorable	32	40
Somewhat Favorable	24	24
Somewhat Unfavorable	12	9
Very Unfavorable	22	24
No Opinion	8	3
Never Heard	1	0
Favorable	57	64
Unfavorable	34	33

c. Kamala Harris

Very Favorable	30	38
Somewhat Favorable	21	20
Somewhat Unfavorable	8	8
Very Unfavorable	17	19
No Opinion	18	12
Never Heard	6	3
Favorable	51	58
Unfavorable	26	27

d. Alexandria Ocasio-Cortez

Very Favorable	19	26
Somewhat Favorable	17	20
Somewhat Unfavorable	7	7
Very Unfavorable	15	16
No Opinion	25	19
Never Heard	17	12
Favorable	36	46
Unfavorable	21	23

	TOTAL	10 - VERY MOTIVATED
Weighted N=	1133	656
Unweighted N=	1133	655

e. Nancy Pelosi

Very Favorable	23	31
Somewhat Favorable	19	21
Somewhat Unfavorable	11	8
Very Unfavorable	26	27
No Opinion	16	10
Never Heard	5	2
Favorable	42	52
Unfavorable	37	36

f. Mitch McConnell

Very Favorable	4	4
Somewhat Favorable	12	10
Somewhat Unfavorable	12	12
Very Unfavorable	29	37
No Opinion	30	27
Never Heard	12	9
Favorable	16	15
Unfavorable	41	49

g. **SSA:** Democrats in Congress

Very Favorable	36	44
Somewhat Favorable	25	27
Somewhat Unfavorable	10	6
Very Unfavorable	17	20
No Opinion	11	3
Never Heard	1	0
Favorable	61	71
Unfavorable	28	26

h. **SSB:** Republicans in Congress

Very Favorable	11	15
Somewhat Favorable	16	15
Somewhat Unfavorable	21	19
Very Unfavorable	37	43
No Opinion	13	7
Never Heard	1	0
Favorable	27	30
Unfavorable	59	62

	TOTAL	10 - VERY MOTIVATED
Weighted N=	1133	656
Unweighted N=	1133	655

i. The #MeToo Movement

Very Favorable	36	43
Somewhat Favorable	22	23
Somewhat Unfavorable	10	8
Very Unfavorable	9	10
No Opinion	15	10
Never Heard	8	5
Favorable	58	66
Unfavorable	19	18

j. **SSA:** Defund the police

Very Favorable	15	17
Somewhat Favorable	22	22
Somewhat Unfavorable	12	13
Very Unfavorable	34	34
No Opinion	16	13
Never Heard	1	1
Favorable	37	39
Unfavorable	46	47

k. **SSB:** Abolish the police

Very Favorable	11	12
Somewhat Favorable	13	11
Somewhat Unfavorable	17	17
Very Unfavorable	42	49
No Opinion	13	9
Never Heard	4	2
Favorable	24	23
Unfavorable	59	66

l. The Black Lives Matter Movement

Very Favorable	46	51
Somewhat Favorable	18	17
Somewhat Unfavorable	9	9
Very Unfavorable	16	19
No Opinion	10	4
Never Heard	1	0
Favorable	64	68
Unfavorable	26	27

	TOTAL	10 - VERY MOTIVATED
Weighted N=	1133	656
Unweighted N=	1133	655

m. **SSA:** Vote-by-mail

Very Favorable	40	48
Somewhat Favorable	22	21
Somewhat Unfavorable	12	10
Very Unfavorable	15	15
No Opinion	10	6
Never Heard	1	0
Favorable	63	69
Unfavorable	26	25

n. **SSB:** Vote-by-absentee

Very Favorable	38	45
Somewhat Favorable	24	24
Somewhat Unfavorable	9	7
Very Unfavorable	10	11
No Opinion	16	12
Never Heard	3	1
Favorable	63	69
Unfavorable	19	17

o. Early voting in person

Very Favorable	43	52
Somewhat Favorable	30	27
Somewhat Unfavorable	8	6
Very Unfavorable	5	5
No Opinion	13	9
Never Heard	1	1
Favorable	73	79
Unfavorable	13	11

p. Bernie Sanders

Very Favorable	30	34
Somewhat Favorable	25	26
Somewhat Unfavorable	10	9
Very Unfavorable	19	21
No Opinion	15	10
Never Heard	1	1
Favorable	54	60
Unfavorable	29	30

	TOTAL	10 - VERY MOTIVATED
Weighted N=	1133	656
Unweighted N=	1133	655

q. Barack Obama

Very Favorable	55	62
Somewhat Favorable	15	11
Somewhat Unfavorable	8	6
Very Unfavorable	16	18
No Opinion	7	3
Never Heard	0	0
Favorable	69	73
Unfavorable	24	24

r. Michelle Obama

Very Favorable	54	62
Somewhat Favorable	16	12
Somewhat Unfavorable	6	5
Very Unfavorable	16	18
No Opinion	7	3
Never Heard	1	0
Favorable	70	74
Unfavorable	22	23

s. The Green Party

Very Favorable	8	9
Somewhat Favorable	16	17
Somewhat Unfavorable	11	12
Very Unfavorable	9	10
No Opinion	43	42
Never Heard	13	11
Favorable	24	26
Unfavorable	20	21

t. The U.S. Postal Service

Very Favorable	51	58
Somewhat Favorable	25	26
Somewhat Unfavorable	9	7
Very Unfavorable	4	3
No Opinion	10	6
Never Heard	1	0
Favorable	76	84
Unfavorable	13	11

		10 - VERY
	TOTAL	MOTIVATED
Weighted N=	1133	656
Unweighted N=	1133	655

Q13. Here is a list of some emotions people have said they are feeling about voting in the November election. Please indicate the top two emotions that you personally are feeling about voting in the upcoming election. Select multiple

Hopeful	46	55
Committed	33	45
Excited.....	20	26
Frustrated	20	19
Unsure.....	14	8
Powerful	13	14
Discouraged	9	4
Angry	7	8
Indifferent	7	2
Confused	4	2
Not powerful	4	2
Not sure.....	5	2

Q14. If the general election for U.S. Congress were held today, would you vote for **[RANDOMIZE]** _the DEMOCRAT or _the REPUBLICAN?

Q15. [IF Q14 = 1-2] Would you say you support that candidate strongly or not so strongly?

Q16. [IF Q14 = 3] If you had to choose, toward whom would you lean?

Democrat strongly	46	54
Democrat not so strongly	13	11
Lean Democrat.....	2	1
Republican strongly.....	19	24
Republican not so strongly.....	6	4
Lean Republican	2	1
Undecided - No firm preference at this time	7	4
Other: SPECIFY: _____	2	0
Prefer not to answer.....	2	1
Democrat.....	61	66
Republican	28	29

	TOTAL	10 - VERY MOTIVATED
Weighted N=	1133	656
Unweighted N=	1133	655

Q17. SSA: If the general election for U.S. President were held today and the candidates were: [RANDOMIZE] Democrat Joe Biden OR Republican Donald Trump for whom would you vote?

Q18. SSA: [IF Q17 = 1-2] Would you say you support that candidate strongly or not so strongly?

Q19. SSA: [IF Q17 = 3] If you had to choose, toward whom would you lean?

Biden strongly	48	59
Biden not so strongly.....	13	11
Lean Biden	2	1
Trump strongly	23	23
Trump not so strongly	5	3
Lean Trump	1	1
Undecided - No firm preference at this time	6	2
Other: SPECIFY: _____	1	0
Prefer not to answer.....	2	1
Biden	62	71
Trump.....	29	27

Q20. SSA: [IF Q17 = 1 or 19 = 1] And would you say you are voting FOR Joe Biden or AGAINST Donald Trump?

Weighted N=	352	233
Unweighted N=	359	238
For Biden.....	56	58
Against Trump.....	42	41
Not sure.....	2	1

Q21. SSA: [IF Q17 = 2 or 19 = 2] And would you say you are voting FOR Donald Trump or AGAINST Joe Biden?

Weighted N=	166	88
Unweighted N=	154	82
For Trump.....	76	82
Against Biden	21	17
Not sure.....	3	1

	TOTAL	10 - VERY MOTIVATED
Weighted N=	1133	656
Unweighted N=	1133	655

Q22. SSB: If the general election for U.S. President and Vice President were held today and the candidates were: [RANDOMIZE] Democrats Joe Biden and Kamala Harris OR Republicans Donald Trump and Mike Pence for whom would you vote?

Q23. SSB: [IF Q22 = 1-2] Would you say you support that ticket strongly or not so strongly?

Q24. SSB: [IF Q22 = 3] If you had to choose, toward whom would you lean?

Biden/Harris strongly	51	56
Biden/Harris not so strongly	11	9
Lean Biden/Harris	1	2
Trump/Pence strongly	22	27
Trump/Pence not so strongly	5	3
Lean Trump/Pence.....	1	1
Undecided - No firm preference at this time	6	2
Other: SPECIFY: _____	1	0
Prefer not to answer.....	3	2
Biden/Harris	63	66
Trump/Pence.....	28	30

Q25. SSB: [IF Q22 = 1 or 24 = 1] And would you say you are voting FOR Joe Biden and Kamala Harris or AGAINST Donald Trump and Mike Pence?

Weighted N=	354	215
Unweighted N=	350	213

For Biden/Harris	62	64
Against Trump/Pence.....	36	34
Not sure.....	2	2

Q26. SSB: [IF Q22 = 2 or 24 = 2] And would you say you are voting FOR Donald Trump and Mike Pence or AGAINST Joe Biden and Kamala Harris?

Weighted N=	156	98
Unweighted N=	151	95

For Trump/Pence	75	84
Against Biden/Harris	21	15
Not sure.....	4	1

	TOTAL	10 - VERY MOTIVATED
Weighted N=	1133	656
Unweighted N=	1133	655

17-19/22-24.PRESIDENTIAL BALLOT COMBINED

Biden/Harris strongly	49	57
Biden/Harris not so strongly	12	10
Lean Biden/Harris	2	1
Trump/Pence strongly	22	25
Trump/Pence not so strongly	5	3
Lean Trump/Pence.....	1	1
Undecided - No firm preference at this time	6	2
Other: SPECIFY: _____	1	0
Prefer not to answer.....	3	1
Biden/Harris	62	68
Trump/Pence.....	28	28

Q20/25. COMBINED And would you say you are voting FOR Joe Biden and Kamala Harris or AGAINST Donald Trump and Mike Pence?

For Biden/Harris	59	61
Against Trump/Pence.....	39	38
Not sure.....	2	1

Q21/26. COMBINED And would you say you are voting FOR Donald Trump and Mike Pence or AGAINST Joe Biden and Kamala Harris?

For Trump/Pence	76	83
Against Biden/Harris	21	16
Not sure.....	3	1

Q27. In the November 2020 election, do you plan to vote in person on election day, vote by mail, or vote in person early?

Vote in person on election day.....	35	38
Vote by mail	39	39
Vote in person early	15	17
I do not plan to vote.....	2	0
Not sure.....	10	6

	TOTAL	10 - VERY MOTIVATED
Weighted N=	1133	656
Unweighted N=	1133	655

Q28. Why did you choose that way? [OPEN END]

	Weighted N=	1133	656
	Unweighted N=	1133	655
Coronavirus/Safety.....	25	27	
To know my ballot is counted.....	17	22	
The ease/convenience.....	11	9	
I've always voted this way.....	8	9	
To avoid crowds and lines.....	5	7	
Not physically able to go in person.....	5	6	
Miscellaneous.....	36	28	

Q29. [IF Q27 <> 2] Why do you not plan to vote by mail? [OPEN END]

	Weighted N=	694	398
	Unweighted N=	686	395
Too much room for error.....	13	15	
Worried about fraud.....	11	13	
General distrust.....	9	10	
Worried ballot won't be counted.....	8	9	
Like going in person.....	8	8	
Don't trust the USPS.....	7	10	
Worried about delays in the mail.....	6	7	
Difficult to vote by mail.....	3	1	
Want to make sure my vote is counted.....	3	4	
Not necessary.....	3	4	
Have never voted by mail before.....	2	2	
Miscellaneous.....	34	25	

	TOTAL	10 - VERY MOTIVATED
Weighted N=	1133	656
Unweighted N=	1133	655

Q30. [IF Q27 <> 1] Why do you not plan to vote in person on election day? [OPEN END]

	Weighted N=	741	407
	Unweighted N=	743	409
Concerned about coronavirus	44	47	
Want to avoid lines and crowds	21	27	
VBM/Early vote is easier	13	17	
Can't get off work/out of town	5	6	
Not voting at all or unsure who to vote for	5	1	
Have a disability	4	5	
Don't have transportation	1	1	
Do not live where I am registered	0	0	
Miscellaneous	17	9	

Q31. [IF Q27 <> 3] Why do you not plan to vote in person early? [OPEN END]

	Weighted N=	966	543
	Unweighted N=	960	538
Concerned about coronavirus	22	23	
Want to avoid lines/crowds/don't have time/lazy	8	8	
Like experience of going on Election Day	8	11	
Plan to vote by mail.....	5	6	
Concerned about voter fraud/vote not counting.....	4	4	
Voting early is not an option where I live	3	5	
Have never voted early before	3	3	
Don't have transportation	2	1	
Have a disability	2	2	
Can't get off work	1	1	
Do not live where I am registered/ won't be home	1	1	
Miscellaneous	43	37	

	TOTAL	10 - VERY MOTIVATED
Weighted N=	1133	656
Unweighted N=	1133	655

Q32. For each of the following, please indicate whether you would strongly consider, somewhat consider, not really consider, or not at all consider voting this way in the November election?

[RANDOMIZE LIST]

Sorted by “Strongly consider”

B32c.Vote by mail	43	46
32a.Vote in person on election day.....	38	43
A32b.Vote absentee.....	35	41
32d.Vote in person early	30	36

a. Vote in person on election day

Strongly consider	38	43
Somewhat consider.....	19	18
Not really consider	20	20
Not at all	18	17
Not sure.....	5	2
Consider	57	61
Not consider	38	37

b. SSA: Vote absentee

Strongly consider	35	41
Somewhat consider.....	18	15
Not really consider	17	14
Not at all	19	22
Not sure.....	12	8
Consider	52	55
Not consider	36	36

c. SSB: Vote by mail

Strongly consider	43	46
Somewhat consider.....	18	15
Not really consider	14	13
Not at all	19	23
Not sure.....	6	2
Consider	61	61
Not consider	33	36

	TOTAL	10 - VERY MOTIVATED
Weighted N=	1133	656
Unweighted N=	1133	655

d. Vote in person early

Strongly consider	30	36
Somewhat consider.....	29	28
Not really consider	20	18
Not at all	15	15
Not sure.....	6	3
Consider	59	64
Not consider	36	33

Q33. For each of the following, please indicate whether you have EVER voted this way?

[RANDOMIZE LIST]

Sorted by “Voted this way before”

33a.Vote in person on election day.....	76	83
33d.Vote in person early	42	46
A33b.Vote by mail	37	41
B33c.Vote absentee.....	35	40

a. In person on person on election day

Yes, I have voted this way before	76	83
No, I have never voted this way	18	15
Not sure.....	6	2

b. **SSA:** Vote by mail

Yes, I have voted this way before	37	41
No, I have never voted this way	56	56
Not sure.....	7	3

c. **SSB:** Vote absentee

Yes, I have voted this way before	35	40
No, I have never voted this way	55	54
Not sure.....	10	6

d. Vote in person early

Yes, I have voted this way before	42	46
No, I have never voted this way	51	50
Not sure.....	7	4

	TOTAL	10 - VERY MOTIVATED
Weighted N=	1133	656
Unweighted N=	1133	655

Q34. Has your interest in voting by mail increased, decreased, or stayed the same as a result of the COVID-19 pandemic?

Increased.....	48	51
Decreased.....	12	11
Stayed the same.....	35	35
Not sure.....	5	2

Q35. Here is a list of reasons that some people have given for voting by mail in the November election. Regardless of how you plan to vote in November, please indicate whether each is a very convincing, somewhat convincing, not too convincing, or not at all convincing reason to you personally to vote by mail?

[RANDOMIZE LIST]

Sorted by “Very convincing”

35b.To avoid contracting COVID-19.....	61	66
35d.To avoid bringing COVID-19 home to my family.....	59	64
35c.To avoid spreading COVID-19 to other people.....	57	62
35e.To vote in a safe environment that keeps me, and my family protected.....	55	61
35a.To avoid long lines.....	46	51
35i.To be able to research the candidates and ballot initiatives while I fill out my ballot.....	33	37
35f.To avoid traveling to my polling place.....	33	36
35g.To better balance work, family, and voting.....	28	30
35h.To not have to take too much time off of work.....	28	30

	TOTAL	10 - VERY MOTIVATED
Weighted N=	1133	656
Unweighted N=	1133	655
a. To avoid long lines		
Very convincing	46	51
Somewhat convincing	23	21
Not too convincing.....	14	12
Not at all convincing.....	12	14
Not sure.....	6	2
Convincing.....	69	72
Not convincing.....	25	26
b. To avoid contracting COVID-19		
Very convincing	61	66
Somewhat convincing	18	15
Not too convincing.....	8	8
Not at all convincing.....	9	11
Not sure.....	5	1
Convincing.....	78	81
Not convincing.....	17	18
c. To avoid spreading COVID-19 to other people		
Very convincing	57	62
Somewhat convincing	18	16
Not too convincing.....	9	8
Not at all convincing.....	10	12
Not sure.....	6	2
Convincing.....	75	78
Not convincing.....	19	20
d. To avoid bringing COVID-19 home to my family		
Very convincing	59	64
Somewhat convincing	19	17
Not too convincing.....	9	8
Not at all convincing.....	9	10
Not sure.....	4	1
Convincing.....	78	81
Not convincing.....	18	18

	TOTAL	10 - VERY MOTIVATED
Weighted N=	1133	656
Unweighted N=	1133	655

e. To vote in a safe environment that keeps me, and my family protected

Very convincing.....	55	61
Somewhat convincing.....	22	18
Not too convincing.....	9	8
Not at all convincing.....	8	10
Not sure.....	6	2

Convincing.....	77	79
Not convincing.....	17	19

f. To avoid traveling to my polling place

Very convincing.....	33	36
Somewhat convincing.....	25	23
Not too convincing.....	18	17
Not at all convincing.....	16	20
Not sure.....	7	3

Convincing.....	58	60
Not convincing.....	35	37

g. To better balance work, family, and voting

Very convincing.....	28	30
Somewhat convincing.....	24	22
Not too convincing.....	19	19
Not at all convincing.....	20	25
Not sure.....	9	5

Convincing.....	52	52
Not convincing.....	39	44

h. To not have to take too much time off of work

Very convincing.....	28	30
Somewhat convincing.....	23	21
Not too convincing.....	19	18
Not at all convincing.....	21	27
Not sure.....	9	4

Convincing.....	51	51
Not convincing.....	40	45

	TOTAL	10 - VERY MOTIVATED
Weighted N=	1133	656
Unweighted N=	1133	655

i. To be able to research the candidates and ballot initiatives while I fill out my ballot

Very convincing.....	33	37
Somewhat convincing.....	28	26
Not too convincing.....	16	15
Not at all convincing.....	15	19
Not sure.....	7	4
Convincing.....	61	63
Not convincing.....	31	34

Q36. SSA: How confident are you that your vote in the upcoming election will be counted?

Very confident.....	49	58
Somewhat confident.....	32	31
Not too confident.....	9	7
Not at all confident.....	4	2
Not sure.....	6	1
Confident.....	82	89
Not confident.....	13	9

Q37. SSB: How confident are you in the U.S. Postal Service's ability delivering your filled-out ballot to be counted on time?

Very confident.....	28	30
Somewhat confident.....	35	31
Not too confident.....	18	19
Not at all confident.....	12	16
Not sure.....	7	5
Confident.....	63	61
Not confident.....	30	35

Q38. How important is it to you to have a fully functioning post office?

Very important.....	79	87
Somewhat important.....	13	9
Not too important.....	3	3
Not at all important.....	1	1
Not sure.....	3	0
Important.....	93	96
Not important.....	4	3

		10 - VERY
	TOTAL	MOTIVATED
Weighted N=	1133	656
Unweighted N=	1133	655

Q39. Here is a list of concerns some voters have shared about the upcoming election. Please indicate whether each of the following scenarios is very concerning, somewhat concerning, not too concerning, or not at all concerning to you personally.

[RANDOMIZE LIST]

Sorted by “Very concerning”

B39f. That President Trump will try to delay the election.....	48	55
B39b. That mail-in ballots will get lost in the mail	44	50
A39a. That mail-in ballots will not be counted.....	42	51
A39o. That the pandemic will decrease voter turnout.....	42	52
B39p. That poll workers will face health risks at the polls....	41	44
B39j. That the ballots in my community will be thrown out or miscounted	39	48
B39v. That if I request a mail-in ballot, it will not arrive in time	39	45
B39r. That minorities will face intimidation and suppression at the polls.....	37	42
A39q. That my family and I might be endangered if I vote in-person.....	35	40
B39n. That lines will be too long because of the pandemic	35	37
A39m. That voting machines will be hacked.....	34	41
A39s. That there will be fewer polling places open.....	34	43
B39l. That we will not know the winner for months due to mail-in ballots coming in late	33	37
B39d. That Russia and China will try to interfere in the election	33	39
A39c. That foreign countries will try to interfere in the election	31	39
A39k. That lack of election security will jeopardize the results	31	38
A39u. That mail-in ballots will be sent to the wrong address	30	34
A39i. That too many ballots will be invalidated because of voters making mistakes on mail-in ballots.....	30	34
A39e. That outdated voting equipment will result in inaccurate or slow counting of ballots	29	33
B39t. That there will be less transportation available for voters to get to the polls	27	30
B39h. That illegal immigrants and other people who are not eligible will be able to send in mail-in ballots.....	26	29
A39g. That Joe Biden and the Democrats will flood the ballot boxes with fraudulent ballots.....	19	23

	TOTAL	10 - VERY MOTIVATED
Weighted N=	1133	656
Unweighted N=	1133	655

a. **SSA:** That mail-in ballots will not be counted

Very concerning	42	51
Somewhat concerning.....	26	25
Not too concerning	13	11
Not at all concerning	10	11
Not sure.....	8	2
Concerning.....	69	76
Not concerning	23	22

b. **SSB:** That mail-in ballots will get lost in the mail

Very concerning	44	50
Somewhat concerning.....	28	27
Not too concerning	14	13
Not at all concerning	9	9
Not sure.....	5	2
Concerning.....	72	77
Not concerning	23	21

c. **SSA:** That foreign countries will try to interfere in the election

Very concerning	31	39
Somewhat concerning.....	27	27
Not too concerning	19	15
Not at all concerning	14	14
Not sure.....	9	4
Concerning.....	58	66
Not concerning	33	30

d. **SSB:** That Russia and China will try to interfere in the election

Very concerning	33	39
Somewhat concerning.....	27	27
Not too concerning	17	14
Not at all concerning	15	16
Not sure.....	9	5
Concerning.....	60	65
Not concerning	31	30

	TOTAL	10 - VERY MOTIVATED
Weighted N=	1133	656
Unweighted N=	1133	655

e. **SSA:** That outdated voting equipment will result in inaccurate or slow counting of ballots

Very concerning	29	33
Somewhat concerning.....	32	35
Not too concerning	19	16
Not at all concerning	10	12
Not sure.....	10	4
Concerning.....	61	68
Not concerning	29	28

f. **SSB:** That President Trump will try to delay the election

Very concerning	48	55
Somewhat concerning.....	17	13
Not too concerning	11	8
Not at all concerning	19	23
Not sure.....	6	2
Concerning.....	65	67
Not concerning	29	31

g. **SSA:** That Joe Biden and the Democrats will flood the ballot boxes with fraudulent ballots

Very concerning	19	23
Somewhat concerning.....	12	8
Not too concerning	15	9
Not at all concerning	44	56
Not sure.....	10	5
Concerning.....	31	30
Not concerning	58	65

h. **SSB:** That illegal immigrants and other people who are not eligible will be able to send in mail-in ballots

Very concerning	26	29
Somewhat concerning.....	17	12
Not too concerning	19	17
Not at all concerning	31	38
Not sure.....	8	4
Concerning.....	43	41
Not concerning	50	55

	TOTAL	10 - VERY MOTIVATED
Weighted N=	1133	656
Unweighted N=	1133	655

i. **SSA:** That too many ballots will be invalidated because of voters making mistakes on mail-in ballots

Very concerning	30	34
Somewhat concerning.....	28	28
Not too concerning	22	23
Not at all concerning	10	11
Not sure.....	10	4
Concerning.....	58	62
Not concerning	32	34

j. **SSB:** That the ballots in my community will be thrown out or miscounted

Very concerning	39	48
Somewhat concerning.....	28	24
Not too concerning	15	14
Not at all concerning	11	11
Not sure.....	6	2
Concerning.....	68	72
Not concerning	26	26

k. **SSA:** That lack of election security will jeopardize the results

Very concerning	31	38
Somewhat concerning.....	28	26
Not too concerning	20	19
Not at all concerning	12	12
Not sure.....	9	5
Concerning.....	59	64
Not concerning	32	31

l. **SSB:** That we will not know the winner for months due to mail-in ballots coming in late

Very concerning	33	37
Somewhat concerning.....	31	27
Not too concerning	18	19
Not at all concerning	12	14
Not sure.....	6	3
Concerning.....	64	64
Not concerning	30	34

	TOTAL	10 - VERY MOTIVATED
Weighted N=	1133	656
Unweighted N=	1133	655

m. **SSA:** That voting machines will be hacked

Very concerning	34	41
Somewhat concerning.....	28	27
Not too concerning	21	20
Not at all concerning	9	10
Not sure.....	8	3
Concerning.....	62	68
Not concerning	30	29

n. **SSB:** That lines will be too long because of the pandemic

Very concerning	35	37
Somewhat concerning.....	28	27
Not too concerning	20	19
Not at all concerning	12	15
Not sure.....	6	2
Concerning.....	62	64
Not concerning	32	34

o. **SSA:** That the pandemic will decrease voter turnout

Very concerning	42	52
Somewhat concerning.....	30	27
Not too concerning	13	12
Not at all concerning	7	7
Not sure.....	8	2
Concerning.....	72	79
Not concerning	20	18

p. **SSB:** That poll workers will face health risks at the polls

Very concerning	41	44
Somewhat concerning.....	30	29
Not too concerning	14	13
Not at all concerning	10	12
Not sure.....	5	2
Concerning.....	71	74
Not concerning	24	25

	TOTAL	10 - VERY MOTIVATED
Weighted N=	1133	656
Unweighted N=	1133	655

q. **SSA:** That my family and I might be endangered if I vote in-person

Very concerning	35	40
Somewhat concerning.....	24	24
Not too concerning	17	15
Not at all concerning	17	19
Not sure.....	7	2
Concerning.....	59	64
Not concerning	34	33

r. **SSB:** That minorities will face intimidation and suppression at the polls

Very concerning	37	42
Somewhat concerning.....	22	21
Not too concerning	16	13
Not at all concerning	19	23
Not sure.....	6	2
Concerning.....	60	63
Not concerning	35	36

s. **SSA:** That there will be fewer polling places open

Very concerning	34	43
Somewhat concerning.....	30	29
Not too concerning	18	16
Not at all concerning	9	8
Not sure.....	10	4
Concerning.....	64	72
Not concerning	27	23

t. **SSB:** That there will be less transportation available for voters to get to the polls

Very concerning	27	30
Somewhat concerning.....	29	27
Not too concerning	18	18
Not at all concerning	19	21
Not sure.....	7	3
Concerning.....	56	57
Not concerning	37	40

	TOTAL	10 - VERY MOTIVATED
Weighted N=	1133	656
Unweighted N=	1133	655

u. **SSA:** That mail-in ballots will be sent to the wrong address

Very concerning	30	34
Somewhat concerning.....	27	26
Not too concerning	21	19
Not at all concerning	15	18
Not sure.....	8	2

Concerning.....	57	60
Not concerning	36	38

v. **SSB:** That if I request a mail-in ballot, it will not arrive in time

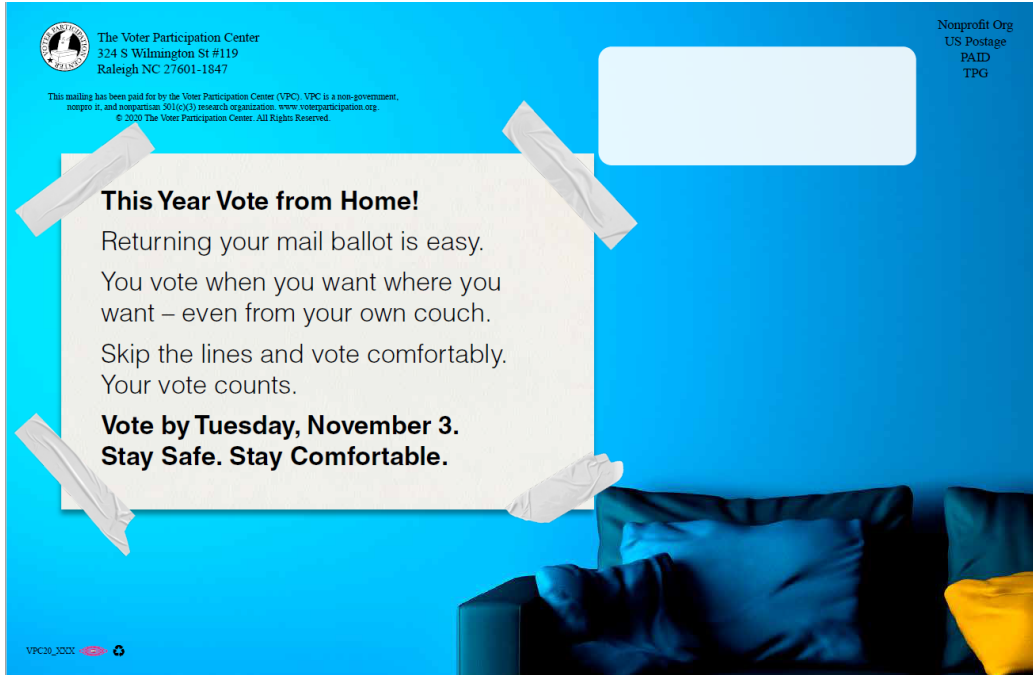
Very concerning	39	45
Somewhat concerning.....	31	26
Not too concerning	15	16
Not at all concerning	10	10
Not sure.....	6	2

Concerning.....	70	72
Not concerning	24	26

	TOTAL	10 - VERY MOTIVATED
Weighted N=	1133	656
Unweighted N=	1133	655

[ROTATE 40-41, 42-43]

Now you are going to see an image of an envelope that you may receive in the mail. Take a close look at the envelope and indicate how likely you are to open it.




Q40. How likely are you to open this envelope? Use a scale between ZERO to TEN, where ZERO means you are **NOT AT ALL LIKELY** to open this envelope, and TEN means you are **VERY LIKELY** to open this envelope. You can be anywhere in between.

Mean	6.2	6.3
10 – Very likely	28	36
8 - 9	15	13
6 - 7	11	8
5	10	9
1 - 4	12	10
0 – Not at all likely	14	18
(Don't know)	11	6
6 - 10 – Likely	54	57
5 /DK	20	14
0 - 4 – Not likely	26	28

	TOTAL	10 - VERY MOTIVATED
Weighted N=	1133	656
Unweighted N=	1133	655

Now you are going to see a picture that may come in the mail in the same envelope you just saw. I want you to take a close look at the picture.

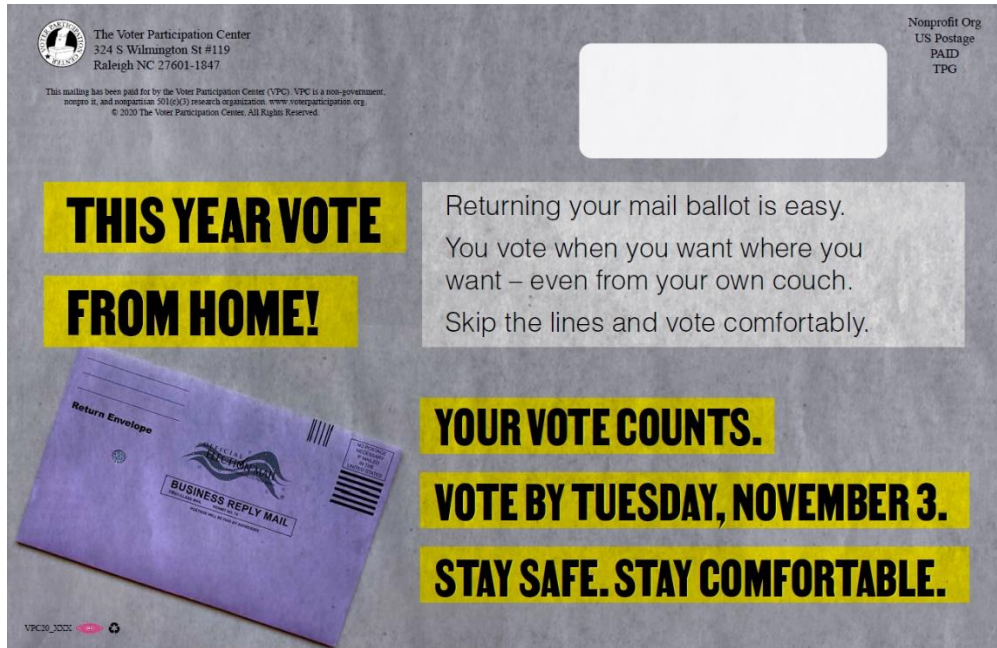


Q41. After looking at this picture, how likely are you to vote by mail? Use a scale between ZERO to TEN, where ZERO means you are NOT AT ALL LIKELY to vote by mail, and TEN means you are VERY LIKELY to vote by mail. You can be anywhere in between.

Mean	5.3	5.3
10 – Very likely	20	26
8 - 9	14	11
6 - 7	10	9
5	10	9
1 - 4	18	16
0 – Not at all likely	18	23
(Don't know)	10	6
6 - 10 – Likely	44	47
5 /DK	20	15
0 - 4 – Not likely	36	39

	TOTAL	10 - VERY MOTIVATED
Weighted N=	1133	656
Unweighted N=	1133	655

Now you are going to see an image of an envelope that you may receive in the mail. Take a close look at the envelope and indicate how likely you are to open it.

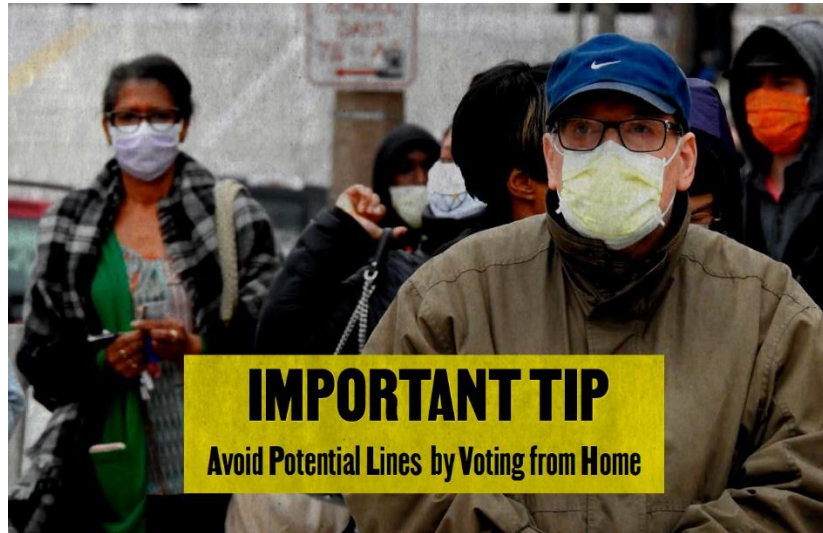


Q42. How likely are you to open this envelope? Use a scale between ZERO to TEN, where ZERO means you are **NOT AT ALL LIKELY** to open this envelope, and TEN means you are **VERY LIKELY** to open this envelope. You can be anywhere in between.

Mean	6.5	6.6
10 – Very likely	31	40
8 - 9	14	12
6 - 7	12	9
5	8	7
1 - 4	12	9
0 – Not at all likely	12	16
(Don't know)	11	6
6 - 10 – Likely	57	61
5 /DK	19	14
0 - 4 – Not likely	24	25

		10 - VERY
	TOTAL	MOTIVATED
Weighted N=	1133	656
Unweighted N=	1133	655

Now you are going to see a picture that may come in the mail in the same envelope you just saw. I want you to take a close look at the picture.



Q43. After reading this letter, how likely are you to vote by mail? Use a scale between ZERO to TEN, where ZERO means you are NOT AT ALL LIKELY to vote by mail, and TEN means you are VERY LIKELY to vote by mail. You can be anywhere in between.

Mean	6.0	6.0
10 – Very likely	27	34
8 - 9	14	12
6 - 7	10	8
5	11	10
1 - 4	13	13
0 – Not at all likely	15	19
(Don't know)	10	5
6 - 10 – Likely	51	54
5 /DK	21	15
0 - 4 – Not likely	28	32

Q44. Some people have said that they are concerned about there being too few ballot-drop boxes available for the November election. Which of the following reasons do you think is the most likely cause for this situation, even if neither is exactly right?

It is deliberate to make it harder for people to vote, especially those in lower-income communities	55	62
Budget shortfalls make it difficult to create new ballot- drop boxes	22	18
Not sure	23	19

		10 - VERY
	TOTAL	MOTIVATED
Weighted N=	1133	656
Unweighted N=	1133	655

Q45. SSA: Some people have said that they would be more likely to vote by mail if they had more information on the process. For each of the following, please indicate how useful having more information on that aspect of the voting by mail process is in your decision on whether to vote by mail.

[RANDOMIZE LIST]

Sorted by “Very useful”

A45g.How to check that my ballot has been received	65	73
A45h.How to check that my ballot has been counted	64	74
A45c.The deadline for mailing a ballot.....	62	71
A45e.Where to return my ballot	61	71
A45j.How far in advance I need to mail in my ballot	60	71
A45b.The deadline for requesting a ballot	60	68
A45a.How to request a ballot.....	58	68
A45i.How to check that I am currently registered to vote at my address	55	63
A45f.What kind of signatures, if any, my ballot needs	53	62
A45d.How much, if any, postage is needed.....	52	63

a. How to request a ballot

Very useful	58	68
Somewhat useful.....	24	18
Not too useful	5	3
Not at all useful	6	7
Not sure.....	7	4
Useful	82	87
Not useful	11	10

b. The deadline for requesting a ballot

Very useful	60	68
Somewhat useful.....	21	17
Not too useful	7	6
Not at all useful	7	7
Not sure.....	6	2
Useful	81	85
Not useful	13	13

	TOTAL	10 - VERY MOTIVATED
Weighted N=	1133	656
Unweighted N=	1133	655

c. The deadline for mailing a ballot

Very useful	62	71
Somewhat useful.....	20	16
Not too useful	6	5
Not at all useful	6	5
Not sure.....	6	2
Useful	82	87
Not useful	12	10

d. How much, if any, postage is needed

Very useful	52	63
Somewhat useful.....	26	22
Not too useful	6	3
Not at all useful	8	9
Not sure.....	7	3
Useful	79	85
Not useful	15	12

e. Where to return my ballot

Very useful	61	71
Somewhat useful.....	21	18
Not too useful	6	3
Not at all useful	6	6
Not sure.....	6	2
Useful	82	89
Not useful	12	9

f. What kind of signatures, if any, my ballot needs

Very useful	53	62
Somewhat useful.....	26	21
Not too useful	8	7
Not at all useful	6	6
Not sure.....	6	3
Useful	79	83
Not useful	15	14

	TOTAL	10 - VERY MOTIVATED
Weighted N=	1133	656
Unweighted N=	1133	655

g. How to check that my ballot has been received

Very useful	65	73
Somewhat useful.....	19	15
Not too useful	4	2
Not at all useful	6	6
Not sure.....	6	3
 Useful	 83	 88
Not useful	11	9

h. How to check that my ballot has been counted

Very useful	64	74
Somewhat useful.....	18	14
Not too useful	6	3
Not at all useful	6	6
Not sure.....	6	2
 Useful	 83	 89
Not useful	11	9

i. How to check that I am currently registered to vote at my address

Very useful	55	63
Somewhat useful.....	24	20
Not too useful	8	6
Not at all useful	7	8
Not sure.....	6	3
 Useful	 79	 84
Not useful	15	13

j. How far in advance I need to mail in my ballot

Very useful	60	71
Somewhat useful.....	21	17
Not too useful	6	4
Not at all useful	6	6
Not sure.....	6	2
 Useful	 82	 88
Not useful	12	10

		10 - VERY
	TOTAL	MOTIVATED
Weighted N=	1133	656
Unweighted N=	1133	655

Q46. SSB: Some people have said that they would be more likely to vote by mail if they had more information on the process. For each of the following, please indicate how sure or unsure you are about that aspect of the voting by mail process.

[RANDOMIZE LIST]

Sorted by “Very sure”

B46i.How to check that I am currently registered to vote at my address	52	60
B46a.How to request a ballot	38	45
B46f.What kind of signatures, if any, my ballot needs	38	42
B46e.Where to return my ballot	37	42
B46c.The deadline for mailing a ballot.....	34	39
B46d.How much, if any, postage is needed.....	34	42
B46j.How far in advance I need to mail in my ballot	30	34
B46b.The deadline for requesting a ballot	29	32
B46g.How to check that my ballot has been received	26	28
B46h.How to check that my ballot has been counted	23	27

a. How to request a ballot

Very sure	38	45
Somewhat sure	25	22
Somewhat unsure	19	17
Very unsure	9	9
Not sure.....	9	6
Sure.....	63	67
Not sure.....	28	27

b. The deadline for requesting a ballot

Very sure	29	32
Somewhat sure	25	23
Somewhat unsure	21	19
Very unsure	14	16
Not sure.....	11	9
Sure.....	54	55
Not sure.....	35	35

	TOTAL	10 - VERY MOTIVATED
Weighted N=	1133	656
Unweighted N=	1133	655

c. The deadline for mailing a ballot

Very sure	34	39
Somewhat sure	24	22
Somewhat unsure	17	17
Very unsure	14	15
Not sure.....	11	7
 Sure.....	 58	 61
Not sure.....	31	32

d. How much, if any, postage is needed

Very sure	34	42
Somewhat sure	24	22
Somewhat unsure	19	17
Very unsure	10	10
Not sure.....	14	10
 Sure.....	 58	 64
Not sure.....	29	26

e. Where to return my ballot

Very sure	37	42
Somewhat sure	23	21
Somewhat unsure	19	18
Very unsure	11	11
Not sure.....	10	8
 Sure.....	 60	 63
Not sure.....	30	29

f. What kind of signatures, if any, my ballot needs

Very sure	38	42
Somewhat sure	24	22
Somewhat unsure	16	14
Very unsure	10	11
Not sure.....	13	11
 Sure.....	 62	 64
Not sure.....	26	25

	TOTAL	10 - VERY MOTIVATED
Weighted N=	1133	656
Unweighted N=	1133	655

g. How to check that my ballot has been received

Very sure	26	28
Somewhat sure	18	15
Somewhat unsure	23	23
Very unsure	21	24
Not sure.....	12	9
 Sure.....	 43	 43
Not sure.....	44	48

h. How to check that my ballot has been counted

Very sure	23	27
Somewhat sure	18	15
Somewhat unsure	25	25
Very unsure	22	25
Not sure.....	11	8
 Sure.....	 42	 41
Not sure.....	48	50

i. How to check that I am currently registered to vote at my address

Very sure	52	60
Somewhat sure	22	18
Somewhat unsure	11	9
Very unsure	5	6
Not sure.....	10	7
 Sure.....	 74	 78
Not sure.....	16	15

j. How far in advance I need to mail in my ballot

Very sure	30	34
Somewhat sure	23	22
Somewhat unsure	22	20
Very unsure	14	14
Not sure.....	12	10
 Sure.....	 53	 56
Not sure.....	35	34

		10 - VERY
	TOTAL	MOTIVATED
Weighted N=	1133	656
Unweighted N=	1133	655

Q47. Here is a list of some statements people have made about vote-by-mail. For each, please indicate whether you strongly agree, somewhat agree, somewhat disagree, or strongly disagree with that statement.

[RANDOMIZE LIST]

Sorted by “Strongly agree”

47a. During this pandemic, it is important that voters have different options for ways they can vote so that they can feel safe and protect the health of themselves and their families	59	67
A47b. Increasing access to mail-in ballots can help increase voter turnout by providing an accessible alternative for those unable to get to the polls because of health concerns, disabilities, or lack of transportation.....	54	65
A47f. With public transportation being limited in many areas due to the pandemic, it is important that voting by mail be more widespread so people without access to transportation can still have their voices heard.....	52	61
B47e. Voting by mail is necessary to during this pandemic to make elections accessible for frontline and essential workers who have to quarantine themselves when they’re not at work	48	55
B47g. The same people who are pushing for vote-by-mail are the same people who have been protesting without social distancing since June. If they can protest every week without worrying about the pandemic, they can vote in-person.....	25	29
B47c. Voting by mail will increase rates of voter fraud and tampering of ballots and will make the election process less reliable	24	29
A47d. Voting by mail will make it easier for illegal immigrants and other non-eligible people to cast a ballot, making the election process unfair	24	24

a. During this pandemic, it is important that voters have different options for ways they can vote so that they can feel safe and protect the health of themselves and their families

Strongly agree	59	67
Somewhat agree	22	18
Somewhat disagree	7	6
Strongly disagree	5	6
Not sure	7	3
Agree	80	85
Disagree	13	12

	TOTAL	10 - VERY MOTIVATED
Weighted N=	1133	656
Unweighted N=	1133	655

b. **SSA:** Increasing access to mail-in ballots can help increase voter turnout by providing an accessible alternative for those unable to get to the polls because of health concerns, disabilities, or lack of transportation

Strongly agree	54	65
Somewhat agree	22	17
Somewhat disagree	9	5
Strongly disagree	7	8
Not sure	9	5
Agree	76	82
Disagree	15	13

c. **SSB:** Voting by mail will increase rates of voter fraud and tampering of ballots and will make the election process less reliable

Strongly agree	24	29
Somewhat agree	22	16
Somewhat disagree	16	15
Strongly disagree	26	34
Not sure	11	6
Agree	47	45
Disagree	42	49

d. **SSA:** Voting by mail will make it easier for illegal immigrants and other non-eligible people to cast a ballot, making the election process unfair

Strongly agree	24	24
Somewhat agree	20	17
Somewhat disagree	18	16
Strongly disagree	26	35
Not sure	12	8
Agree	44	41
Disagree	44	50

	TOTAL	10 - VERY MOTIVATED
Weighted N=	1133	656
Unweighted N=	1133	655

e. **SSB:** Voting by mail is necessary to during this pandemic to make elections accessible for frontline and essential workers who have to quarantine themselves when they're not at work

Strongly agree	48	55
Somewhat agree	25	18
Somewhat disagree	11	10
Strongly disagree	8	13
Not sure	8	4
Agree	73	74
Disagree	19	22

f. **SSA:** With public transportation being limited in many areas due to the pandemic, it is important that voting by mail be more widespread so people without access to transportation can still have their voices heard

Strongly agree	52	61
Somewhat agree	26	21
Somewhat disagree	10	8
Strongly disagree	5	6
Not sure	7	3
Agree	78	83
Disagree	15	14

g. **SSB:** The same people who are pushing for vote-by-mail are the same people who have been protesting without social distancing since June. If they can protest every week without worrying about the pandemic, they can vote in-person.

Strongly agree	25	29
Somewhat agree	20	16
Somewhat disagree	15	15
Strongly disagree	25	30
Not sure	15	10
Agree	45	45
Disagree	40	45

		10 - VERY
	TOTAL	MOTIVATED
Weighted N=	1133	656
Unweighted N=	1133	655

Q48. Here is a list of reasons that some people have given for voting in-person in the November election. Regardless of how you plan to vote in November, please indicate whether each is a very convincing, somewhat convincing, not too convincing, or not at all convincing reason to you personally to vote in-person?

[RANDOMIZE LIST]

Sorted by “Very convincing”

48a.To see my ballot being counted	46	53
48c.To avoid the risk of making a mistake on my mail-in ballot	35	40
48b.To have the community experience	23	26
a. To see my ballot being counted		
Very convincing	46	53
Somewhat convincing	27	25
Not too convincing.....	12	10
Not at all convincing	8	9
Not sure.....	7	3
Convincing.....	73	78
Not convincing.....	20	19
b. To have the community experience		
Very convincing	23	26
Somewhat convincing	27	24
Not too convincing.....	23	24
Not at all convincing	20	23
Not sure.....	8	3
Convincing.....	50	50
Not convincing.....	43	47
c. To avoid the risk of making a mistake on my mail-in ballot		
Very convincing	35	40
Somewhat convincing	27	24
Not too convincing.....	20	20
Not at all convincing	12	13
Not sure.....	7	3
Convincing.....	61	64
Not convincing.....	32	33

		10 - VERY
	TOTAL	MOTIVATED
Weighted N=	1133	656
Unweighted N=	1133	655

Q49. Here is a list of some statements people have made about vote-by-mail. For each, please indicate whether that is a very convincing, somewhat convincing, not too convincing, or not at all convincing reason to vote by mail.

[RANDOMIZE LIST]

Sorted by “Very convincing”

49b. Five states already conduct their elections entirely by mail and have not reported any major incidences of fraud.....	41	50
49c. States that have recently expanded access to voting by mail have seen record turnout in their elections	41	48
49a. Voter fraud is extremely rare with mail-in ballots, with less than 0.0001% of cases of voter fraud being reported with mail-in ballots over the past two decades	39	46
49d. Studies have shown that vote-by-mail does not favor one party over the other	36	44

a. Voter fraud is extremely rare with mail-in ballots, with less than 0.0001% of cases of voter fraud being reported with mail-in ballots over the past two decades. Some even say it is safer than in-person voting because paper ballots cannot be hacked.

Very convincing	39	46
Somewhat convincing	26	22
Not too convincing.....	14	12
Not at all convincing	12	15
Not sure.....	9	5
Convincing.....	65	68
Not convincing.....	26	26

b. Five states already conduct their elections entirely by mail and have not reported any major incidences of fraud, tampering, or votes being miscounted.

Very convincing	41	50
Somewhat convincing	26	21
Not too convincing.....	14	12
Not at all convincing	9	11
Not sure.....	10	6
Convincing.....	68	71
Not convincing.....	23	23

		10 - VERY MOTIVATED
Weighted N=	TOTAL 1133	656
Unweighted N=	1133	655

c. States that have recently expanded access to voting by mail have seen record turnout in their elections, drastically increasing the number of registered voters who are able to cast a ballot.

Very convincing.....	41	48
Somewhat convincing.....	29	26
Not too convincing.....	12	11
Not at all convincing.....	8	10
Not sure.....	11	6
Convincing.....	69	74
Not convincing.....	20	21

d. Studies have shown that vote-by-mail does not favor one party over the other. Parties are virtually equal in the percentages of who votes, and both red and blue states have implemented vote-by-mail systems

Very convincing.....	36	44
Somewhat convincing.....	29	25
Not too convincing.....	15	14
Not at all convincing.....	10	11
Not sure.....	10	5
Convincing.....	66	69
Not convincing.....	25	26

Q50. SSA: Which of the following comes closer to your opinion, even if neither is exactly right? **[RANDOMIZE]**

Voting by mail is a necessary option in the November election to keep voters safe and healthy and make sure the pandemic does not prevent us from making our voices heard.....	64	71
Voting by mail will make the election less fair, with ballots lost and uncounted, especially among minority communities.....	25	23
Not sure.....	11	6

Q51. SSB: In your opinion, what is the greater risk when it comes to the upcoming election? **[RANDOMIZE]**

That in-person voting will worsen and extend the pandemic by creating long lines that make social distancing impossible.....	53	54
The voting by mail will increase voter fraud and the likelihood that ballots won't be counted.....	35	37
Not sure.....	13	8

		10 - VERY
	TOTAL	MOTIVATED
Weighted N=	1133	656
Unweighted N=	1133	655

The remaining questions are for statistical purposes only.

Q52. Generally speaking, do you think of yourself as a Democrat, a Republican, an independent or something else?

Q53. {IF Q52 = DEMOCRAT:} Do you consider yourself a strong or a not-so-strong Democrat?

Q54. {IF Q52 = REPUBLICAN:} Do you consider yourself a strong or a not-so-strong Republican?

Q55. {IF Q52 = INDEPENDENT:} Would you say you lean more towards the Republicans or more towards the Democrats?

Strong Democrat	38	46
Not-so-strong Democrat	12	11
Independent - lean Democrat	8	7
Democrat	59	64
Independent	9	6
Republican	26	27
Independent - lean Republican	5	4
Not-so-strong Republican	8	7
Strong Republican	14	17
Something else	3	2
Other	0	0
Prefer not to answer	3	1

Q56. In the 2016 election for President, which candidate did you vote for **[ROTATE]**

- _Democrat Hillary Clinton
- _Republican Donald Trump

Clinton	46	54
Trump	24	25
Other candidate	8	6
I did not vote in that race	16	12
Not sure	2	1
Prefer not to say	3	1

Q57. Have you moved and changed your address since January 2017?

Yes	35	33
No	63	66
Not sure	2	1

Q58. Do you have any children under the age of 18 living at home with you?

Yes	36	32
No	63	67
Prefer not to answer	2	1

	TOTAL	10 - VERY MOTIVATED
Weighted N=	1133	656
Unweighted N=	1133	655

Q59. How would you describe the area in which you live?

Large city.....	28	27
Smaller city.....	17	18
Suburb near a city.....	35	37
Small town.....	9	7
Rural area.....	11	11